

# Schwab U.S. Mid-Cap Index Fund

## Investment objective

The fund's goal is to track the performance of a benchmark index that measures the total return of mid-capitalization U.S. stocks.

## Fund highlights

- A straightforward, low-cost fund with no investment minimum
- The Fund can serve as part of the core of a diversified portfolio
- Simple access to the performance of U.S. mid-cap equities
- Invests in the lower 80% of companies held within Russell 1000 Index

### Fund details

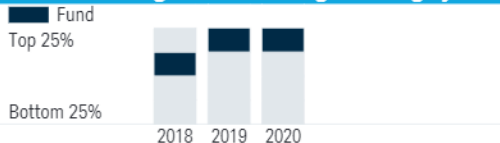
Total net assets	\$681,200,877
Inception date	12/20/17
Expense ratio <sup>1</sup>	0.04%
Ticker symbol	SWMCX
Number of securities	831
Distribution frequency	Annual
CUSIP	80850L726
Index name	Russell Midcap® Index
Portfolio Turnover rate (1-year trailing)	26.38%
Minimum initial investment	None
Minimum balance	None
Loads/12b-1 fees	None

### Morningstar Style Box<sup>2</sup>



Source: Morningstar, Inc. As of 03/31/21 the total number of Mid-Cap Blend funds for the Overall, three-, five- and ten-year periods were 376, 376, 309, and 215, respectively. The ratings reflect historical risk-adjusted performance and the Overall Rating is derived from a weighted average of the Fund's three-, five- and ten-year Morningstar Rating metrics.

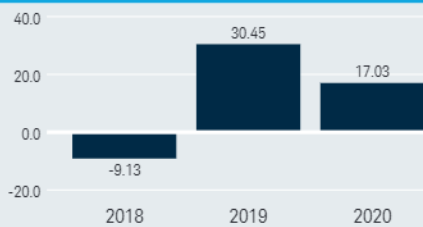
### Quartile rankings within Morningstar category<sup>3</sup>



Performance (%) as of 3/31/21	Cumulative		Annualized		
	3 Months	Year to Date	1 Year	3 Years	Since Inception
<b>Fund<sup>4</sup></b>	<b>8.16</b>	<b>8.16</b>	<b>73.57</b>	<b>14.66</b>	<b>13.31</b>
Russell Midcap® Index <sup>3</sup>	8.14	8.14	73.64	14.73	13.37
Category Average <sup>3</sup>	10.93	10.93	74.76	12.39	-

All performance data is cumulative, including Since Inception.

### Annual Total Returns (%) as of 12/31



Performance data quoted represents past performance and is no guarantee of future results. Returns are based on total return, which assumes reinvestment of dividends and distributions. Investment returns and principal value will fluctuate so that an investor's shares, when sold or redeemed, may be worth more or less than their original cost. Current performance may be lower or higher than performance data quoted. To obtain performance information current to the most recent month end, please visit [www.schwabfunds.com](http://www.schwabfunds.com).

Index performance returns do not reflect any management fees, transaction costs or expenses, which would lower performance. They assume dividends and distributions were reinvested. Indices are unmanaged and cannot be invested in directly.

### Statistical information (3 Yr.) as of 3/31/21

Sharpe ratio	0.60
Standard deviation	22.02%

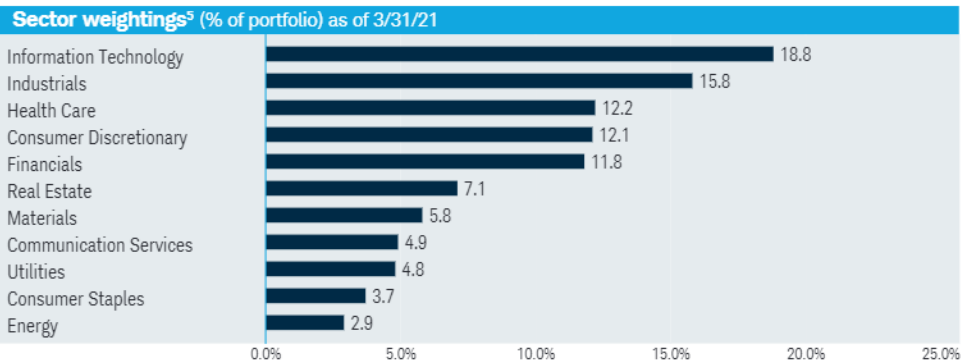
Data provided by Zephyr StyleADVISOR as of 03/31/21.

Investors should consider carefully information contained in the Fund's prospectus, or if available, the summary prospectus, including investment objectives, risks, charges and expenses. You can view and download a prospectus by visiting [www.schwabfunds.com/schwabfunds\\_prospectus](http://www.schwabfunds.com/schwabfunds_prospectus). Please read the prospectus carefully before investing.

Portfolio characteristics <sup>5</sup> as of 3/31/21		
	Fund	Russell Midcap® Index
Wtd. avg. market capitalization (in millions)	\$21,434	\$21,434
Price-to-earnings ratio	27.45	27.45
Price-to-book ratio	3.18	3.18
Price-to-cash-flow ratio	14.67	14.67
Return on equity	8.28%	8.28%
5-year earnings growth	13.45%	13.45%

Data provided by FactSet as of 03/31/21, unless otherwise noted.

Top 10 holdings <sup>5, 6</sup> (% of portfolio) as of 3/31/21	
KLA Corporation	0.50
Twitter, Inc.	0.49
Twilio, Inc. Class A	0.48
Ford Motor Company	0.47
Freeport-McMoRan, Inc.	0.47
Johnson Controls International plc	0.43
Align Technology, Inc.	0.42
IDEXX Laboratories, Inc.	0.40
HP Inc.	0.40
Parker-Hannifin Corporation	0.40
<b>TOTAL</b>	<b>4.46</b>



Sector and/or industry weightings for the portfolio are determined using the Global Industry Classification Standard (GICS). GICS was developed by and is the exclusive property of MSCI and Standard & Poor's (S&P). GICS is a service mark of MSCI and S&P and has been licensed for use by Charles Schwab & Co., Inc.

## Find out more today

For more information, please visit [www.schwabfunds.com](http://www.schwabfunds.com).

For additional information about the indices and terms shown, please visit [www.schwabfunds.com/glossary](http://www.schwabfunds.com/glossary).

Mid-cap companies may be more vulnerable to adverse business or economic events than larger, more established companies and the value of securities issued by these companies may move sharply. Diversification strategies do not ensure a profit and do not protect against losses in declining markets.

<sup>1</sup> As stated in the prospectus. These figures may differ from those presented in a fund's shareholder report.

<sup>2</sup> Morningstar proprietary ratings reflect historical risk-adjusted performance. For each fund with at least a 3-year history, Morningstar calculates a Morningstar Rating™ based on a Morningstar risk-adjusted return measure that accounts for variation in a fund's monthly performance (including the effects of sales charges, loads and redemption fees), placing more emphasis on downward variations and rewarding consistent performance. (Each share class is counted as a fraction of 1 fund within this scale and rated separately, which may cause slight variations in the distribution percentages). The top 10% of the funds in an investment category receive 5 stars, 22.5% receive 4 stars, 35% receive 3 stars, the next 22.5% receive 2 stars, and the bottom 10% receive 1 star.

<sup>3</sup> Source: Morningstar, Inc. as of 03/31/21.

<sup>4</sup> Fund performance does not reflect the deduction of taxes that a shareholder would pay on fund distributions or the redemption of fund shares.

<sup>5</sup> Data provided by FactSet as of 03/31/21.

<sup>6</sup> Portfolio holdings are as of the date shown and may not represent current or future holdings and are not a recommendation of individual securities by the investment adviser.

Securities information includes trades posted to the Fund as of trade date.

The Russell Midcap® Index is a registered mark of the Frank Russell Company (Russell) and has been licensed for use by the Schwab U.S. Mid-Cap Index Fund. The Schwab U.S. Mid-Cap Index Fund are not promoted, sponsored or endorsed by, nor in any way affiliated with Russell. Russell is not responsible for and has not reviewed the funds and nor any associated literature or publications and Russell makes no representation or warranty, express or implied, as to their accuracy, or completeness, or otherwise.

Russell reserves the right, at any time and without notice, to alter, amend, terminate or in any way change the Russell indexes. Russell has no obligation to take the needs of any particular fund or its participants or any other product or person into consideration in determining, composing or calculating any of the Russell indexes.

Russell's publication of the Russell indexes in no way suggests or implies an opinion by Russell as to the attractiveness or appropriateness of investment in any or all securities upon which the Russell indexes are based. Russell makes no representation, warranty, or guarantee as to the accuracy, completeness, reliability, or otherwise of the Russell indexes or any data included in the Russell indexes. Russell makes no representation, warranty or guarantee regarding the use, or the results of use, of the Russell indexes or any data included therein, or any security (or combination thereof) comprising the Russell indexes. Russell makes no other express or implied warranty, and expressly disclaims any warranty, of any kind, including without limitation, any warranty of merchantability or fitness for a particular purpose with respect to the Russell index(es) or any data or any security (or combination thereof) included therein.

Charles Schwab Investment Management, Inc. (CSIM), the investment advisor for Schwab Funds, and Charles Schwab & Co., Inc. (Schwab), Member SIPC, the distributor for Schwab Funds, are separate but affiliated companies and subsidiaries of The Charles Schwab Corporation.

**Not FDIC Insured - No Bank Guarantee - May Lose Value**

©2021 Charles Schwab Investment Management, Inc. All rights reserved. SLS112181-14 (0421-1PFX) (04/21)